

# EXIRA

## THERMOSTATIC SHOWER SYSTEM - HAND SHOWER & 6 BODY SPRAYS

SKU: 922068



### CONTENTS

SHOWER VALVE	.....	PAGE 2
WALL SHOWER HEAD	.....	PAGE 3
HAND SHOWER	.....	PAGE 4
BODY SPRAY	.....	PAGE 5

### FEATURES

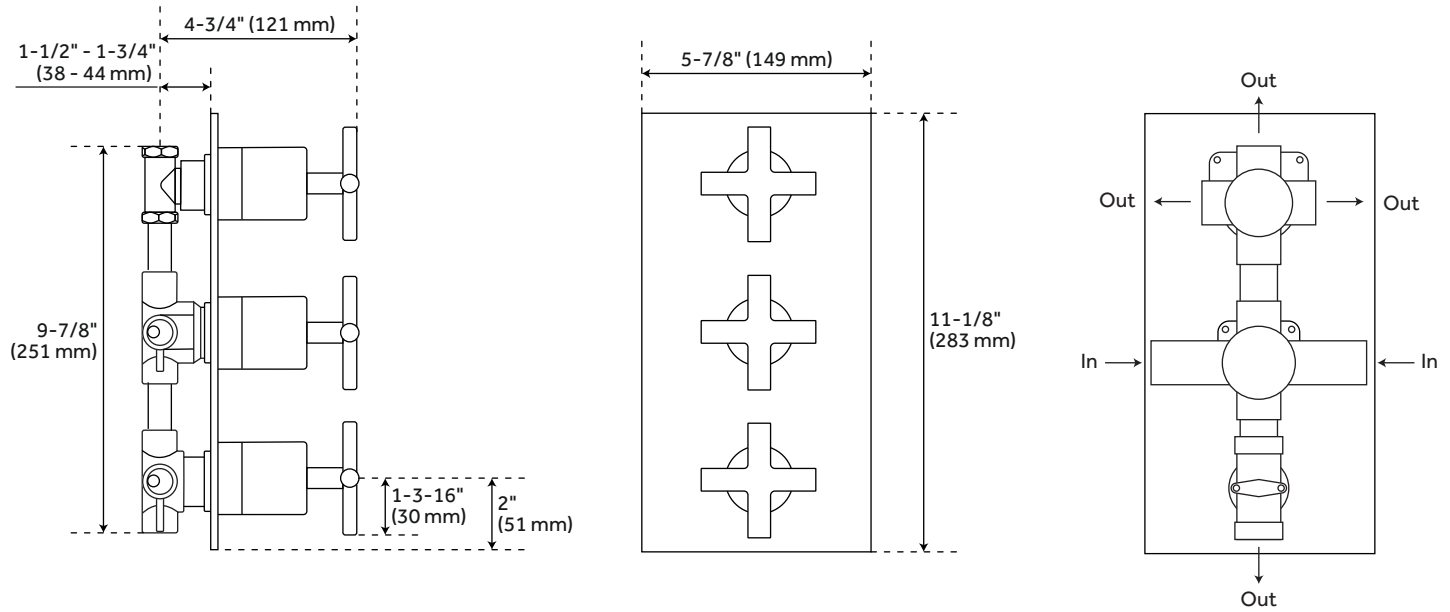
- Material: Brass
- Handle Type: Cross
- Features: Hand Shower Included, Thermostatic
- Assembly Required: Yes
- Design: Modern
- Installation Type: Wall Mount
- Body Sprays: Yes
- Number of Body Sprays: 6
- Number of Shower Heads: 1
- Shower Head Material: Brass
- Shower Head Spray: Rainfall
- Shower Arm Included: Yes
- Shower Head Swivel: Yes
- Hand Shower Material: Brass
- Water Connection Included: Yes
- IPS: 1/2"
- Diverter Included: Yes
- Diverter Outlets: 4
- Thermostatic Technology Keeps Shower Temperature  $\pm$  1 Degree Celsius
- Valve Contains a Built-In 3-Way Diverter and One Single Diverter For a Total of Four Outlets
- Shower Accessories Can be Arranged to Run Two Spray Functions Simultaneously

REVISED 04/01/2020

# EXIRA

## SHOWER VALVE

SKU: 922068



### FEATURES

- Valve Trim Width:  $5-7/8"$
- Valve Trim Height:  $11-1/8"$

### PRODUCT IMAGE



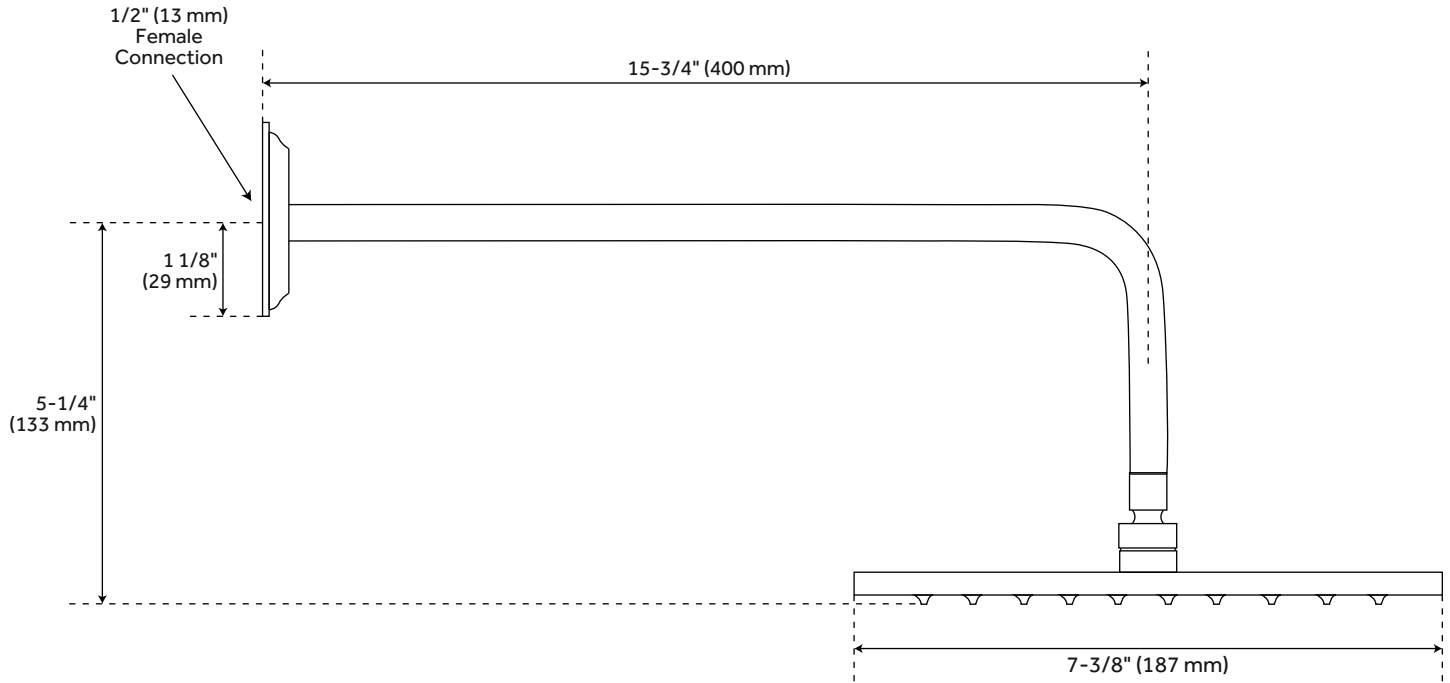
All dimensions and specifications are nominal and may vary. Use actual products for accuracy in critical situations.

PAGE 2

# EXIRA

## WALL-MOUNT RAINFALL SHOWER HEAD

SKU: 922068



### FEATURES

Shower Head Diameter:  $7\text{-}\frac{3}{8}\text{''}$   
Shower Arm Extension:  $15\text{-}\frac{3}{4}\text{''}$

### PRODUCT IMAGE



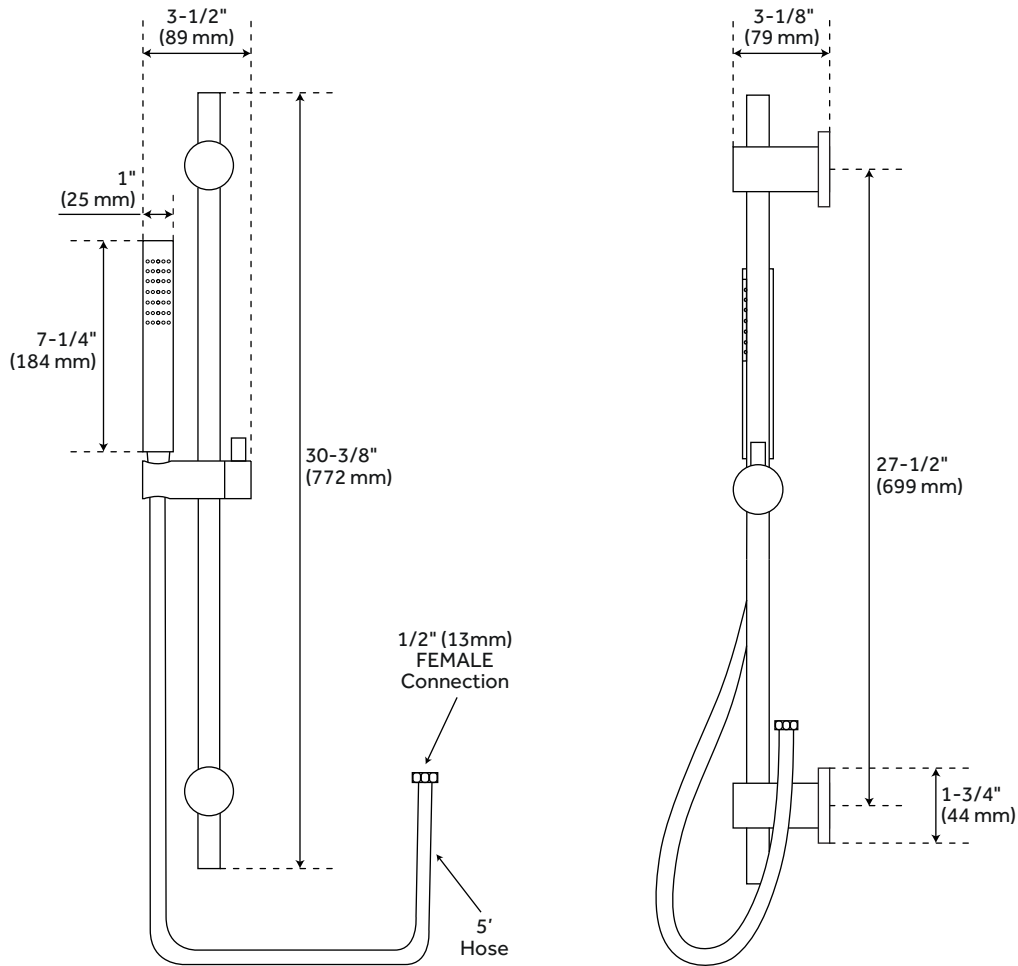
All dimensions and specifications are nominal and may vary. Use actual products for accuracy in critical situations.

PAGE 3

# EXIRA

## HAND SHOWER

SKU: 922068



### FEATURES

- Slide Bar Length: 30-3/8"
- Slide Bar Outside Diameter: 3/4"
- Slide Bar Centers: 27-1/2"
- Slide Bar Base Plate Diameter: 1-3/4"
- Hand Shower Length: 7-1/4"
- Hand Shower Width: 1"
- Hand Shower Spray Length: 1-3/8"
- Hand Shower Spray Width: 3/8"
- Hand Shower Hose Length: 60"

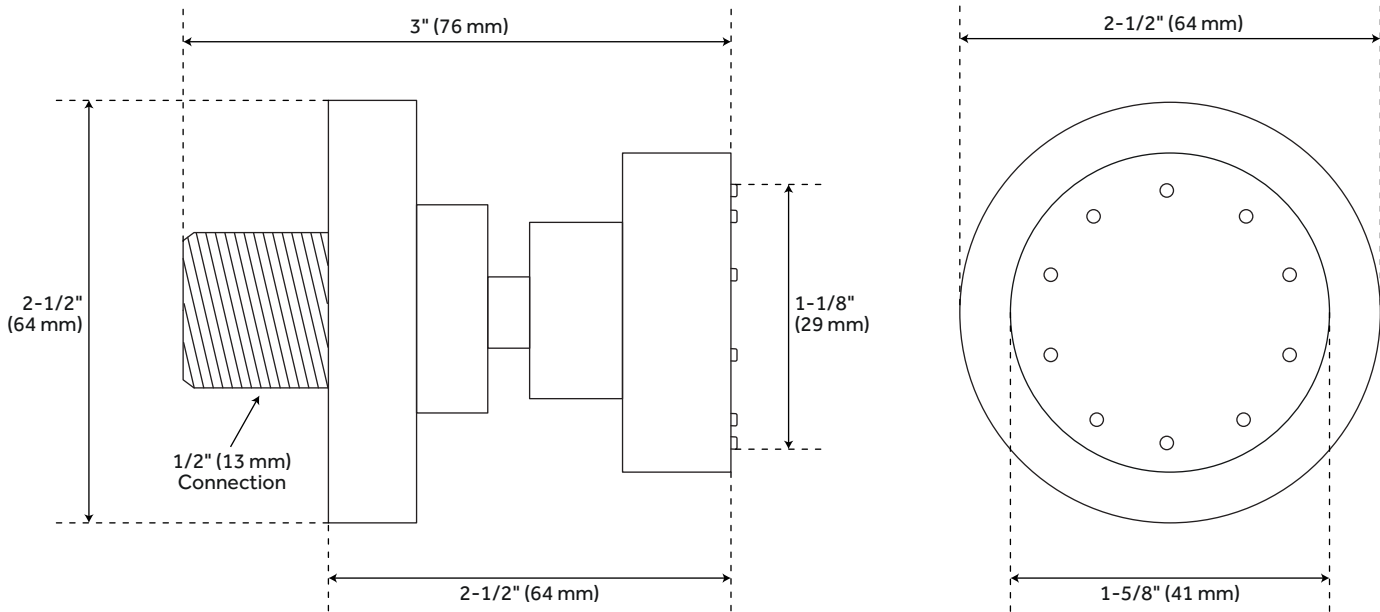
### PRODUCT IMAGE



# EXIRA

## BODY SPRAY

SKU: 922068



### FEATURES

- Length: 2-1/2"
- Width: 3"
- Height: 2-1/2"
- Projection From Wall: 2-1/2"
- Spray Area Length: 1-1/8"
- Spray Area Height: 1-1/8"

### PRODUCT IMAGE

