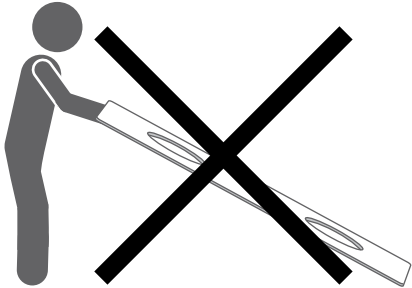


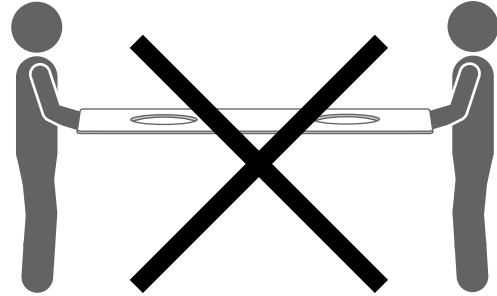


VANITY TOP HANDLING INSTRUCTIONS

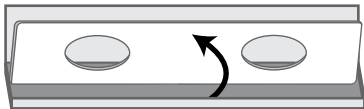
NEVER LIFT THE VANITY TOP FLAT



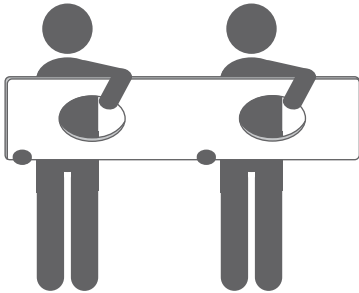
NEVER CARRY THE VANITY TOP FLAT



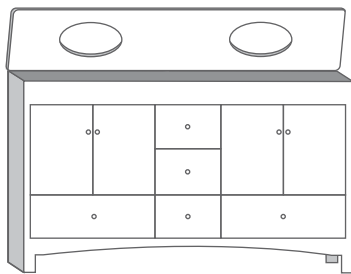
IF THE VANITY TOP WEIGHS 50 LBS. OR MORE, HAVE SOMEONE ASSIST YOU.



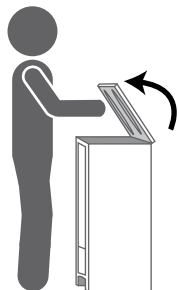
1. Lift vanity top from the front edge. Bring vanity top to a vertical position, while keeping the back edge in the box.



2. Remove vanity top from the box while maintaining its vertical position. You can use the sink openings to hold vanity top, but be sure to also hold vanity top from the bottom. Always maintain vanity top in vertical position while carrying it.



3. Carefully lift vanity top onto vanity, ensuring that vanity top does not hit or bump anything. Have someone assist you if you cannot easily handle weight of vanity top. While lifting vanity top onto vanity, gently place back side of vanity top close to the back of the top of vanity.



4. While supporting vanity top from the front, slowly and carefully lower it until it lays flat on vanity.