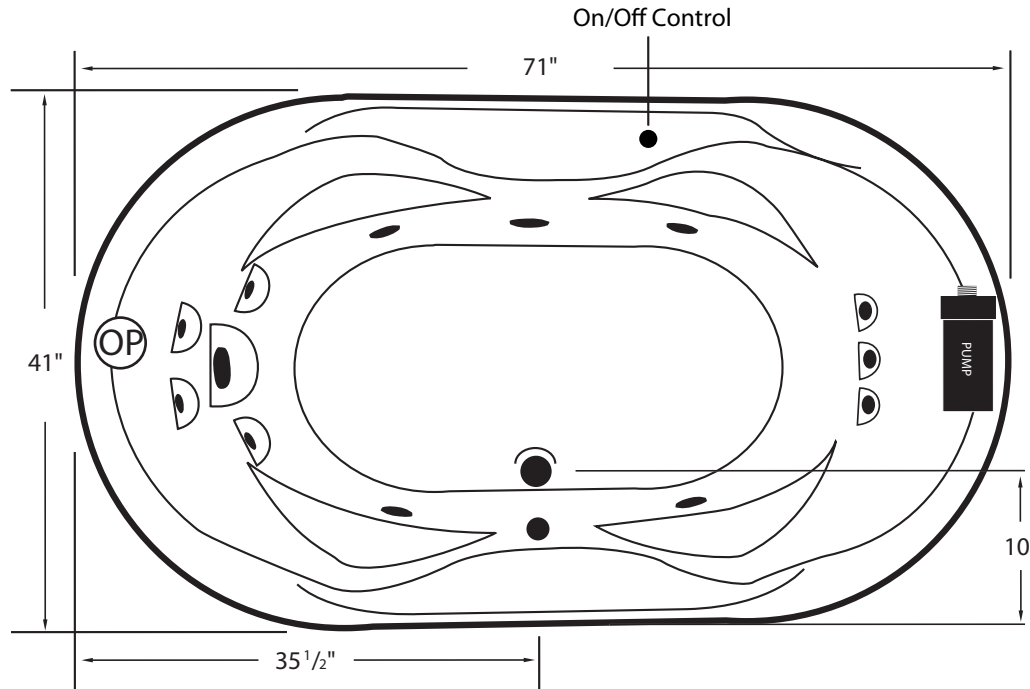


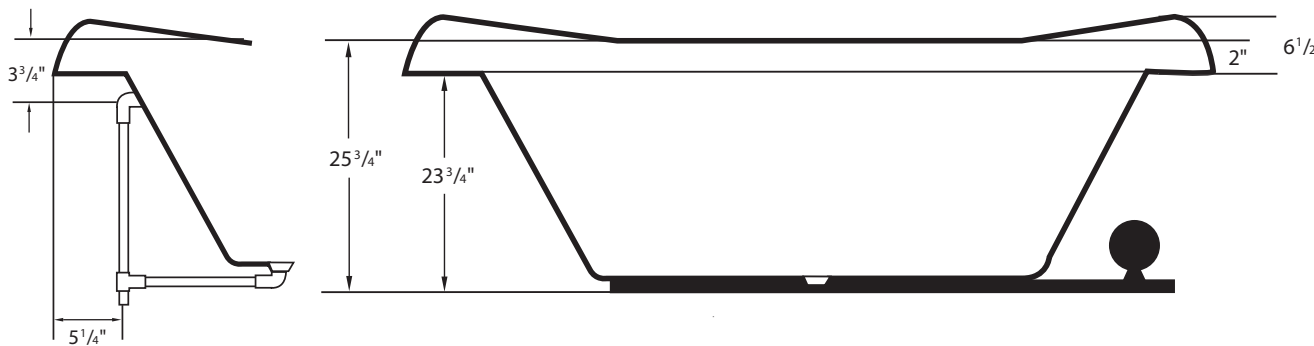
signature series

SPECIFICATIONS

4170IW-L' Indulgence

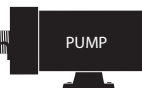


TEMPLATE AVAILABLE



Notes: Certain optional features will result in equipment extending beyond perimeter of tub.

OP Optional Pump Location



Standard Pump Location

- All dimensions are plus or minus (maximum tolerance)
- Vita Bath reserves the right to make changes without notice.
- Copyright, all rights reserved.

- MODEL: 4170 IW
 SIZE: 41" x 71"
 EST. CRATED WEIGHT: 140 lbs. (Tub Only)
 EST. CRATED WEIGHT: 250 lbs. (Whirlpool)
 EST. CRATED WEIGHT: 270 lbs. (Whirlpool W:Champ/Air)
 BOXED SIZE: 45" X 75" X 36"
 AVERAGE FILL (gallons): 75
 PUMP SIZE: 1.5 HP
 ELECTRICAL: 110 V 20 Amp Circuit
 MATERIAL: Acrylic reinforced fiberglass
 STANDARD COLORS: White, Bone, Almond, Biscuit Sterling Silver. Linen
 STANDARD FEATURES: Air Switch
 JETS: Star Jets 4, Cluster Jets 7, Rotoswirl
 AIR CONTROL(S): 2
 SUCTION FITTINGS: 1

Interior Depth	Interior Length Top	Interior Width Top	Interior Length Bottom	Interior Width Bottom
22 1/4	64	34	41	23

* Except interior depth, all dimensions are approximations to the nearest inch.



A Division of DM Industries, Ltd.
 2320 N.W. 147th St., Miami, FL 33054
 Tel: (305) 685-5739 / (888) 289-8482
 Fax: (305) 688-9415 / (800) 785-5222
 Web Site: <http://www.vitabath.com>